

Electro-Voice®
a gulton company



Model PL11 Dynamic Super Cardioid Instrument Microphone

SPECIFICATIONS

Element:

Dynamic

Frequency Response:

90 to 13,000 Hz

Polar Pattern:

Super cardioid

Impedance:

Lo-Z, 150 ohms balanced

Output Level:

-56 dB

(0 dB = 1 mW/10 dynes/cm²)

Pop Filter:

Built-in Acoustifoam™

Grille Screen Material:

Memraflex (tempered spring steel)

Case Material:

Steel

Finish:

Non-reflecting gray

Dimensions:

187 mm (7.38") long,

45 mm (1.78") diameter

19 mm (.75") shank diameter

Net Weight:

170 g (6 oz)

Accessories Included:

310 stand clamp

Zippered vinyl carrying case

Optional Accessories:

312 clamp

380 attenuator

541 cable

542 cable

543 cable

544 cable

U.S. Patent Number 3,115,207.

DESCRIPTION AND APPLICATIONS

The Electro-Voice Model PL11 is a rugged and reliable dynamic cardioid instrument microphone that not only offers superior uniform rejection of unwanted sounds, but also the wide range, flat faithful reproduction of a good omnidirectional type of microphone. The PL11 uses the patented Electro-Voice Variable-D® feature that effectively controls bass boost when used up close so you don't have to worry about noticeable changes in low end frequency response with changes in miking distance. The PL11, because of its extra windscreens protection, can also effectively double as an excellent vocal mike.

Feedback in live entertainment situations is caused by sound being reflected off walls, speaker systems, amps, mixers, etc. back into the microphone. Microphones and speaker systems that exhibit peaked frequency response curves tend to trigger a feedback situation. Feedback problems can be minimized by using microphone and speaker systems that exhibit an overall smooth, peak free frequency response. The Pro-Line family of Electro-Voice microphones have an overall smoothness of frequency response that helps significantly to control feedback problems.

Feedback problems can be further minimized by using close miking techniques on all microphones used whether they be instrument microphones or vocal microphones. Close miking techniques help reduce feedback because the microphone's signal to the amplifier is at a maximum in this condition and the amplifier's gain setting can be reduced appreciably. This yields a significant reduction of back-ground and reflected sound to the microphone as compared to the entertainer's voice giving more system sound output before feedback.

WARRANTY (Limited) —

Electro-Voice Pro-Line Microphones (excluding Model PL88) are guaranteed unconditionally against malfunction from any cause for a period of two years from date of original purchase. Also, these microphones are guaranteed without time limit against malfunction in the acoustic system due to defects in workmanship and materials. If such malfunction occurs microphone will be repaired or replaced (at our option) without charge for materials or labor if delivered prepaid to the proper Electro-Voice service facility. Unit will be returned prepaid. (Any active electronics incorporated in a microphone are guaranteed for three years from date of original purchase against such malfunction.) Warranty does not cover finish, appearance items, cable, cable connectors, or switches. Defect guarantee does not cover malfunction due to abuse or operation at other than specified conditions. Repair by other than Electro-Voice or its authorized service agencies will void this guarantee. The PL88 is guaranteed for two years from date of original purchase against defects in workmanship and materials.

For repair information and service locations, please write: Service Dept., Electro-Voice, Inc., 600 Cecil Street, Buchanan, Michigan 49107 (Phone: 616/695-6831) or Electro-Voice West, 8234 Doe Avenue, P.O. Box 3297, Visalia, CA 93277 (Phone: 209/651-7777).

Electro-Voice also maintains complete facilities for non-warranty service of EV products.

Specifications subject to change without notice.

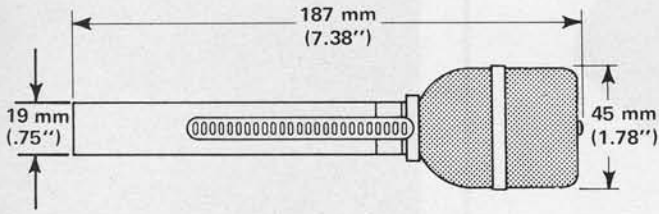


FIGURE 1 – Dimensions

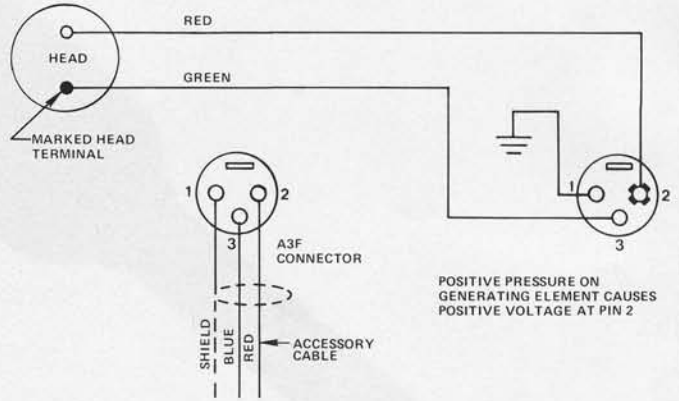


FIGURE 2 – Wiring Diagram

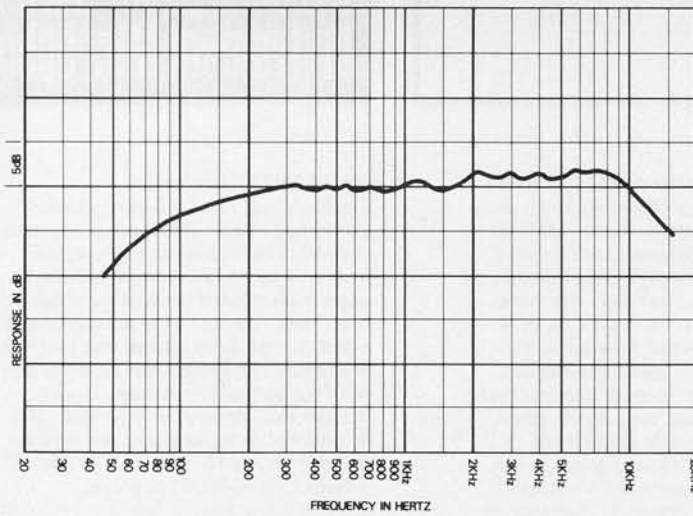


FIGURE 3 – Frequency Response

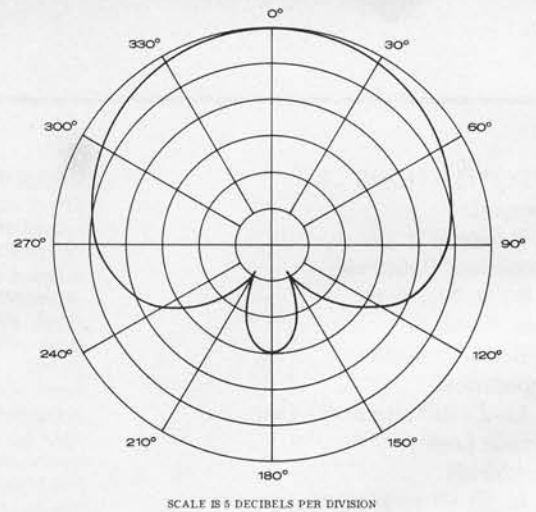


FIGURE 4 – Polar Response




FIGURE 5 – Zippered Vinyl Carrying Bag

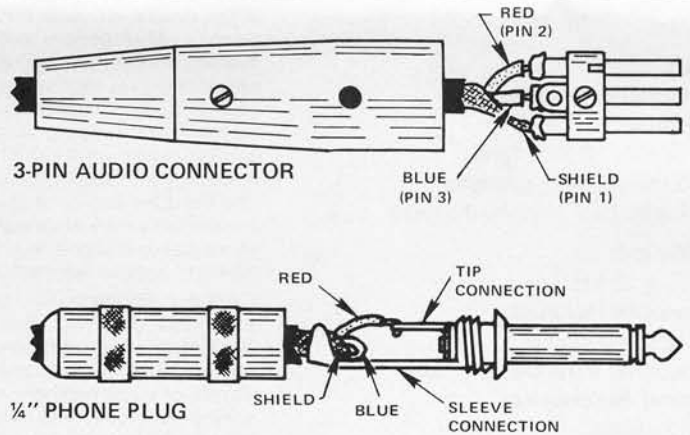


FIGURE 6 – 3-Pin Connector & 1/4" Phone Plug Wiring Connections