


PRO 49Q and PRO 49QL

REMOTE-POWERED CARDIOID CONDENSER QUICK-MOUNT GOOSENECK MICROPHONES

ProPoint[®]
M I C R O P H O N E S



Description

The PRO 49Q is a wide-range condenser microphone with a cardioid (unidirectional) polar pattern. It was designed for high-quality sound reinforcement and other demanding sound pickup situations. With an overall length of 13.07", its small-diameter alternating gooseneck design permits highly flexible positioning while maintaining a smooth, well-contoured appearance. The PRO 49QL is a 16.46" version of this microphone.

The PRO 49Q features an XLRM-type connector insert at its base, allowing it to be plugged directly into an XLRF-type jack or cable connector. The unit's integral electronics can be powered from any external 9V to 52V DC phantom power source.

Audio-Technica design engineers have utilized the newest low-mass technology in the quest for superior performance. The charge is now on the fixed back plate, rather than the moving element. With the A-T fixed-charge "back plate" construction, a gold-vaporized diaphragm just 2 microns thick (about 0.000079") can be used. This reduces moving mass substantially, improving frequency response and transient response while reducing distortion.

The microphone element is enclosed in a rugged housing with a low-reflectance black finish.

Operation and Maintenance

Output is low impedance balanced. The output connector mates with XLRF-type connectors. The balanced signal appears across Pins 2 and 3, while the ground (shield) connection is Pin 1. Output is phased so that positive acoustic pressure produces positive voltage at Pin 2 in accordance with industry convention.

DC phantom power (9-52 volts) must be applied equally to Pins 2 and 3, with the ground for the power supply connected to Pin 1. This can be provided by a console or mixer with built-in phantom voltage or with the addition of an in-line phantom power supply, such as the recommended Audio-Technica CP8506 and AT8801 power supplies.

For balanced low-impedance inputs (required for phantom power), AT8314 cable (or equal) should be used. Regardless of cables used, it is important that both ends of each cable are wired consistently, with the shield always connected to Pin 1 at both ends, Pin 2 connected to Pin 2, and Pin 3 to Pin 3. This will ensure that all microphones are electrically in phase and reduce problems of uneven response and sound cancellation when two microphones are used close to each other.

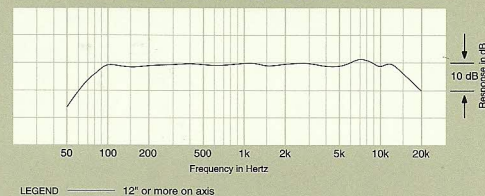
The high sensitivity of the PRO 49Q ensures useful output and an excellent match to most mixer, tape recorder and amplifier inputs. It will provide undistorted output even in sound fields as loud as 134 dB SPL. However, due to the high sensitivity, in some instances it may be possible to overload sensitive input stages. If distortion occurs, *first* check for *input* overload. In such cases, an attenuator such as the Audio-Technica AT8202 may be required between the mic and the electronics input. (Also, many mixers provide "input pad" switches to reduce mic-input signal levels.)

The provided AT8146 windscreen simply slips over the head of the microphone, effectively reducing wind noise or "popping" when used extra close.

The small-diameter gooseneck is very easy to manipulate for proper positioning. It is heavily lubricated to offer very smooth and quiet operation. Should it become noisy with prolonged use, apply a light machine oil directly on the gooseneck area affected.

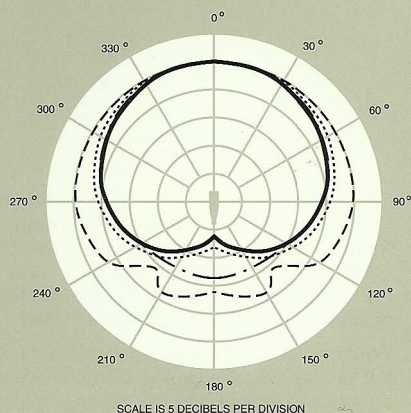
While a modern condenser microphone is not unduly sensitive to the environment, temperature extremes can be harmful. Exposure to high temperatures can result in gradual and permanent reduction of the output level. Avoid leaving the microphone in the open sun or in areas where temperatures exceed 110° F (43° C) for long periods of time. Extremely high humidity should also be avoided.

Frequency Response




PRO 49Q and PRO 49QL

Polar Pattern



LEGEND



PRO 49Q and PRO 49QL SPECIFICATIONS†

Element	Fixed-charge back plate permanently polarized condenser
Polar Pattern	Cardioid (Unidirectional)
Frequency Response	70-16,000 Hz
Open Circuit Sensitivity	-37 dB (14.1 mV) re 1V at 1 Pa*
Impedance	100 ohms
Maximum Input Sound Level	134 dB SPL, 1 kHz at 1% T.H.D.
Signal-to-noise Ratio†	66 dB, 1 kHz at 1 Pa*
Dynamic Range (Typical)	106 dB, 1 kHz at Max SPL
Phantom Power Requirements	9-52V DC, 2 mA typical
Weight	
PRO 49Q	2.8 oz (80 grams)
PRO 49QL	3.0 oz (84 grams)
Dimensions	
PRO 49Q	13.07" (332.0 mm) long
PRO 49QL	16.46" (418.0 mm) long
Both	0.47" (12.0 mm) head diameter
	0.74" (18.9 mm) base diameter
Output Connector	Integral 3-pin XLRM-type
Accessory Furnished	AT8146 foam windscreen

† In the interest of standards development, A.T.U.S. offers full details on its test methods to other industry professionals on request.

* 1 Pascal = 10 dynes/cm² = 10 microbars = 94 dB SPL

† Typical, A-weighted, using Audio Precision System One

Optional Accessories:

AT8104a large metal windscreen.
 AT8117 large foam windscreen for high-wind conditions.
 CP8201 line matching transformer (Lo-Z to 50,000 ohms).
 AT8202 adjustable in-line attenuator for use with balanced Lo-Z microphones.
 AT8314 2-conductor, shielded, vinyl-jacketed, broadcast-type cable with XLRM-type connector at microphone end, XLRM-type connector at equipment end. Available in 10', 20', 25', 30', 50' & 100' lengths.
 AT8416 shock mount.
 CP8506 four-channel 48V phantom power supply (AC powered).
 AT8615 quick-mount plug-in microphone desk stand.
 AT8801 single-channel 48V phantom power supply (AC powered).

One-Year Limited Warranty

Audio-Technica microphones and accessories purchased in the U.S.A. are warranted for one year from date of purchase by Audio-Technica U.S., Inc. (A.T.U.S.) to be free of defects in materials and workmanship. In event of such defect, product will be repaired promptly without charge or, at our option, replaced with a new product of equal or superior value if delivered to A.T.U.S. or an Authorized Service Center, prepaid, together with the sales slip or other proof of purchase date. **Prior approval from A.T.U.S. is required for return.** This warranty excludes defects due to normal wear, abuse, shipping damage, or failure to use product in accordance with instructions. This warranty is void in the event of unauthorized repair or modification.

For return approval and shipping information, contact the Service Department, Audio-Technica U.S., Inc., 1221 Commerce Drive, Stow, Ohio 44224.

Except to the extent precluded by applicable state law, **A.T.U.S. will have no liability for any consequential, incidental, or special damages; any warranty of merchantability or fitness for particular purpose expires when this warranty expires.**

This warranty gives you specific legal rights, and you may have other rights which vary from state to state.

Outside the U.S.A., please contact your local dealer for warranty details.



audio-technica®

Audio-Technica U.S., Inc., 1221 Commerce Drive, Stow, Ohio 44224

Audio-Technica Limited, Old Lane, Leeds LS11 8AG England

Form No. 0320-0807-01 © 1998 Audio-Technica U.S., Inc. Printed in U.S.A.